


FILED
TERRI ROSS
COUNTY CLERK

2020 JUL 15 AM 11:09


UPSHUR COUNTY, TX.


BY  DEPUTY

MONTHLY TREASURER'S REPORT
BY BRANDY VICK, COUNTY TREASURER,
MARCH 2020

	Beginning Balance	Revenues	Disbursements	Transfer In	Transfer Out	Ending Balance	Investments Redeemed	Investments Purchased	Demand Balance	Investment Balance	Total Deposits
Texpool Insurance	\$1,228,438.94	\$1,046.86	\$0.00	\$0.00	\$0.00	\$1,229,485.80	\$0.00	\$0.00	\$0.00	\$1,229,485.80	\$1,229,485.80
TexPool Available	\$363,434.20	\$309.82	\$0.00	\$125.76	\$0.00	\$363,869.78	\$0.00	\$0.00	\$0.00	\$363,869.78	\$363,869.78
TexPool Tobacco-09	\$0.00	\$0.00	\$0.00	\$0.00	\$0.00	\$0.00	\$0.00	\$0.00	\$0.00	\$0.00	\$0.00
TexPool Operating-10	\$9,652,031.44	\$8,011.10	\$0.00	\$1,000,000.00	\$8,660,042.54	\$8,660,042.54	\$0.00	\$0.00	\$0.00	\$8,660,042.54	\$8,660,042.54
TexPool Permanent	\$89,625.12	\$84.81	\$0.00	\$0.00	\$125.75	\$99,584.17	\$0.00	\$0.00	\$0.00	\$99,584.17	\$99,584.17
Austin-Operating	\$42,434.91	\$0.00	\$0.00	\$0.00	\$58,827.05	-\$16,392.14	\$0.00	\$0.00	-\$16,392.14	\$0.00	-\$16,392.14
Austin-Payroll	\$3.43	\$0.00	\$0.00	\$0.00	\$1,202.04	-\$1,198.61	\$0.00	\$0.00	-\$1,198.61	\$0.00	-\$1,198.61
FNB Operating	\$1,701,897.20	\$1,075,412.82	\$655,698.09	\$1,058,827.05	\$1,592,025.08	\$1,588,413.90	\$0.00	\$0.00	\$1,588,413.90	\$0.00	\$1,588,413.90
FNB Payroll	\$5,336.97	\$7.93	\$495,664.65	\$496,866.69	\$0.00	\$6,546.94	\$0.00	\$0.00	\$6,546.94	\$0.00	\$6,546.94
FNB Insurance	\$494,067.84	\$21,217.66	\$196,429.22	\$96,360.43	\$0.00	\$415,216.71	\$0.00	\$0.00	\$415,216.71	\$0.00	\$415,216.71
FNB Avail&Perm	\$11,524.13	\$1.29	\$0.00	\$0.00	\$0.00	\$11,525.42	\$0.00	\$0.00	\$11,525.42	\$0.00	\$11,525.42
FNB IRC/125	\$23,670.90	\$2.54	\$0.00	\$0.00	\$0.00	\$23,673.54	\$0.00	\$0.00	\$23,673.54	\$0.00	\$23,673.54
FNB Holding	\$1,031,334.39	\$154.19	\$0.00	\$1,000,000.00	\$0.00	\$2,031,488.58	\$0.00	\$0.00	\$2,031,488.58	\$0.00	\$2,031,488.58
FNB Water Grants	\$0.00	\$0.00	\$0.00	\$0.00	\$0.00	\$0.00	\$0.00	\$0.00	\$0.00	\$0.00	\$0.00
Totals	\$14,663,799.47	\$9,452.59	\$655,698.09	\$2,652,179.93	\$2,652,179.93	\$14,412,256.63	\$0.00	\$0.00	\$4,059,274.34	\$10,352,982.29	\$14,412,256.63

TOTAL INDEBTEDNESS


County Judge, Todd Teffeller


County Treasurer, Brandy Vick

Investment Register on back

Commissioner, Pct#1 Paula Gentry

Commissioner, Pct#3 Frank Berka

Submitted under the provision of the Local Government Code Section 114.026

Commissioner, Pct#2 Dustin Nicholson

Commissioner, Pct#4 Jay Miller

QUARTERLY TREASURER'S REPORT
BY BRANDY VICK, COUNTY TREASURER
JANUARY, FEBRUARY, MARCH
2020

	Beginning Balance	Revenues	Disbursements	Transfer In	Transfer Out	Ending Balance	Demand	Investments	Total
Texpool Insurance	\$745,851.19	\$3,634.91	\$0.00	\$500,000.00	\$20,000.00	\$1,229,485.80	\$0.00	\$1,229,485.80	\$1,229,485.80
Texpool Permanent	\$99,636.50	\$345.13	\$0.00	\$0.00	\$397.46	\$99,584.17	\$0.00	\$99,584.17	\$99,584.17
Texpool Tobacco	\$0.00	\$0.00	\$0.00	\$0.00	\$0.00	\$0.00	\$0.00	\$0.00	\$0.00
Texpool Operating	\$6,133,249.47	\$26,793.07	\$0.00	\$3,500,000.00	\$1,000,000.00	\$8,660,042.54	\$0.00	\$8,660,042.54	\$8,660,042.54
Texpool Available	\$362,213.65	\$1,258.97	\$0.00	\$397.46	\$0.00	\$363,869.78	\$0.00	\$363,869.78	\$363,869.78
Austfn-Operating	\$32,554.52	\$9,755.39	(\$125.00)	\$0.00	\$68,927.05	(\$16,392.14)	(\$16,392.14)	\$0.00	(\$16,392.14)
Austfn-Payroll	\$3.14	\$0.29	\$0.00	\$0.00	\$1,202.04	(\$1,198.61)	(\$1,198.61)	\$0.00	(\$1,198.61)
FNB Operating	\$2,509,457.60	\$7,262,734.23	\$2,179,904.15	\$1,058,827.05	\$7,062,700.83	\$1,588,413.90	\$1,588,413.90	\$0.00	\$1,588,413.90
FNB Payroll	\$5,323.49	\$21.41	\$1,475,807.51	\$1,477,009.55	\$0.00	\$6,546.94	\$6,546.94	\$0.00	\$6,546.94
FNB Insurance	\$480,985.78	\$50,813.64	\$723,476.03	\$1,106,893.32	\$500,000.00	\$415,216.71	\$415,216.71	\$0.00	\$415,216.71
FNB Avail&Perm	\$11,521.15	\$4.27	\$0.00	\$0.00	\$0.00	\$11,525.42	\$11,525.42	\$0.00	\$11,525.42
FNB IRC/125	\$23,664.77	\$8.77	\$0.00	\$0.00	\$0.00	\$23,673.54	\$23,673.54	\$0.00	\$23,673.54
FNB Holding	\$1,031,067.69	\$420.89	\$0.00	\$1,000,000.00	\$0.00	\$2,031,488.58	\$2,031,488.58	\$0.00	\$2,031,488.58
FNB Water Grants	\$0.00	\$26,051.62	\$26,051.62	\$0.00	\$0.00	\$0.00	\$0.00	\$0.00	\$0.00
Totals	\$11,435,528.95	\$7,381,841.99	\$4,405,114.31	\$8,643,127.36	\$8,643,127.38	\$14,412,256.63	\$4,059,274.34	\$10,352,982.29	\$14,412,256.63

TOTAL INDEBTEDNESS

\$0

Submitted under the provisions of the Local Government Section 114.026.

THE STATE OF TEXAS)
COUNTY OF UPSHUR)

BEFORE ME, the undersigned authority, on this day personally appeared BRANDY VICK, County Treasurer of Upshur County, who being by me duly sworn, upon oath, says that the within and foregoing report is true and correct.

Brandy Vick, County Treasurer

SWORN TO AND SUBSCRIBED before me this 30th day of June, 2020.

Terri Ross, County Clerk
County Court, Upshur County, Texas

BEFORE ME, Terri Ross, County Clerk, Upshur County, Texas, on this day personally appeared TODD TEFTELLER, County Judge; PAULA GENTRY, Commissioner Precinct No. 1; DUSTIN NICHOLSON, Commissioner Precinct No. 2; FRANK BERKA, Commissioner Precinct No. 3; and JAY MILLER, Commissioner Precinct No. 4, who, after being duly sworn by me under their oath, said they have examined the foregoing County Treasurer's Report of Upshur County, Texas, and find the same to be correct to the best of their knowledge and belief.

Todd Tefteller
County Judge

Frank Berka
Commissioner, Precinct No. 3

Commissioner, Precinct No. 1

Commissioner, Precinct No. 4

Paula Gentry
Commissioner, Precinct No. 2

SUBSCRIBED AND SWORN TO Before me, this 30th day of June, A.D. 2020.

Terri Ross
County Clerk, Upshur County, Texas

Submitted under the provision of the Local Government Code Section 114.026.


MONTHLY TREASURER'S REPORT
 BY BRANDY VICK, COUNTY TREASURER,
 APRIL 2020


	Beginning Balance	Revenues	Disbursements	Transfer In	Transfer Out	Ending Balance	Investments Redeemed	Investments Purchased	Demand Balance	Investment Balance	Total Deposits
TexPool Insurance	\$1,229,485.80	\$460.02	\$0.00	\$0.00	\$0.00	\$1,229,945.82	\$0.00	\$0.00	\$0.00	\$1,229,945.82	\$1,229,945.82
TexPool Available	\$363,869.78	\$136.13	\$0.00	\$84.81	\$0.00	\$364,090.72	\$0.00	\$0.00	\$0.00	\$364,090.72	\$364,090.72
TexPool Tobacco-09	\$0.00	\$0.00	\$0.00	\$0.00	\$0.00	\$0.00	\$0.00	\$0.00	\$0.00	\$0.00	\$0.00
TexPool Operating-10	\$8,660,042.54	\$3,072.87	\$0.00	\$0.00	\$1,000,000.00	\$7,663,115.41	\$0.00	\$0.00	\$0.00	\$7,663,115.41	\$7,663,115.41
TexPool Permanent	\$99,584.17	\$37.24	\$0.00	\$0.00	\$84.81	\$99,536.60	\$0.00	\$0.00	\$0.00	\$99,536.60	\$99,536.60
Austin-Operating	-\$16,392.14	\$0.00	\$0.00	\$0.00	\$0.00	-\$16,392.14	\$0.00	\$0.00	-\$16,392.14	\$0.00	-\$16,392.14
Austin-Payroll	-\$1,198.61	\$0.00	\$0.00	\$0.00	\$0.00	-\$1,198.61	\$0.00	\$0.00	-\$1,198.61	\$0.00	-\$1,198.61
FNB Operating	\$1,588,413.90	\$745,475.81	\$580,571.02	\$1,000,000.00	\$518,733.77	\$2,234,584.92	\$0.00	\$0.00	\$2,234,584.92	\$0.00	\$2,234,584.92
FNB Payroll	\$6,546.94	\$5.82	\$474,465.54	\$474,465.54	\$0.00	\$6,552.76	\$0.00	\$0.00	\$6,552.76	\$0.00	\$6,552.76
FNB Insurance	\$415,216.71	\$85,707.37	\$308,888.66	\$44,268.23	\$0.00	\$236,303.65	\$0.00	\$0.00	\$236,303.65	\$0.00	\$236,303.65
FNB Avail&Perm	\$11,525.42	\$1.04	\$0.00	\$0.00	\$0.00	\$11,526.46	\$0.00	\$0.00	\$11,526.46	\$0.00	\$11,526.46
FNB IRC/125	\$23,673.54	\$2.14	\$0.00	\$0.00	\$0.00	\$23,675.68	\$0.00	\$0.00	\$23,675.68	\$0.00	\$23,675.68
FNB Holding	\$2,031,488.58	\$183.68	\$0.00	\$0.00	\$0.00	\$2,031,672.26	\$0.00	\$0.00	\$2,031,672.26	\$0.00	\$2,031,672.26
FNB Water Grants	\$0.00	\$0.00	\$0.00	\$0.00	\$0.00	\$0.00	\$0.00	\$0.00	\$0.00	\$0.00	\$0.00
Totals	\$14,412,256.63	\$835,082.12	\$1,363,925.22	\$1,518,818.58	\$1,518,818.58	\$13,883,413.53	\$0.00	\$0.00	4,526,724.98	\$9,356,688.55	\$13,883,413.53


TOTAL INDEBTEDNESS


Investment Register on back


Submitted under the provision of the Local Government Code Section 114.026



 County Judge, Todd Teffeller


 Commissioner, Pct#1 Paula Gentry


 Commissioner, Pct#2 Dustin Nieheiser


 Brandy Vick, County Treasurer



 Commissioner, Pct#3 Frank Berka



 Commissioner, Pct#4 Jay Miller

MONTHLY TREASURER'S REPORT
 BY BRANDY VICK, COUNTY TREASURER,
 MAY 2020

	Beginning Balance	Revenues	Disbursements	Transfer In	Transfer Out	Ending Balance	Investments Redeemed	Investments Purchased	Demand Balance	Investment Balance	Total Deposits
Texpool Insurance	\$1,229,945.82	\$280.33	\$0.00	\$0.00	\$5,000.00	\$1,225,226.15	\$0.00	\$0.00	\$0.00	\$1,225,226.15	\$1,225,226.15
TexPool Available	\$364,090.72	\$83.08	\$0.00	\$37.24	\$0.00	\$364,211.04	\$0.00	\$0.00	\$0.00	\$364,211.04	\$364,211.04
TexPool Tobacco-09	\$0.00	\$0.00	\$0.00	\$0.00	\$0.00	\$0.00	\$0.00	\$0.00	\$0.00	\$0.00	\$0.00
TexPool Operating-10	\$7,663,115.41	\$1,747.40	\$0.00	\$0.00	\$0.00	\$7,664,862.81	\$0.00	\$0.00	\$0.00	\$7,664,862.81	\$7,664,862.81
TexPool Permanent	\$99,536.60	\$22.71	\$0.00	\$0.00	\$37.24	\$99,522.07	\$0.00	\$0.00	\$0.00	\$99,522.07	\$99,522.07
Austin-Operating	-\$16,392.14	\$0.00	\$0.00	\$0.00	\$0.00	-\$16,392.14	\$0.00	\$0.00	-\$16,392.14	\$0.00	-\$16,392.14
Austin-Payroll	-\$1,198.61	\$0.00	\$0.00	\$0.00	\$0.00	-\$1,198.61	\$0.00	\$0.00	-\$1,198.61	\$0.00	-\$1,198.61
FNB Operating	\$2,234,584.92	\$1,459,638.76	\$626,390.51	\$28,352.54	\$521,841.78	\$2,574,343.93	\$0.00	\$0.00	\$2,574,343.93	\$0.00	\$2,574,343.93
FNB Payroll	\$6,552.76	\$3.63	\$472,254.82	\$472,254.82	\$0.00	\$6,556.39	\$0.00	\$0.00	\$6,556.39	\$0.00	\$6,556.39
FNB Insurance	\$236,303.65	\$17,174.27	\$247,941.58	\$0.00	\$0.00	\$60,123.30	\$0.00	\$0.00	\$60,123.30	\$0.00	\$60,123.30
FNB Avail&Perm	\$11,526.46	\$1,279,792.14	\$0.00	\$0.00	\$0.00	\$1,291,318.60	\$0.00	\$0.00	\$1,291,318.60	\$0.00	\$1,291,318.60
FNB IRC/125	\$23,675.68	\$2.00	\$0.00	\$0.00	\$0.00	\$23,677.68	\$0.00	\$0.00	\$23,677.68	\$0.00	\$23,677.68
FNB Holding	\$2,031,672.26	\$171.45	\$0.00	\$0.00	\$0.00	\$2,031,843.71	\$0.00	\$0.00	\$2,031,843.71	\$0.00	\$2,031,843.71
FNB Water Grants	\$0.00	\$34,552.54	\$6,200.00	\$0.00	\$0.00	\$28,352.54	\$0.00	\$0.00	\$28,352.54	\$0.00	\$28,352.54
Totals	\$13,883,413.53	\$1,461,772.28	\$626,390.51	\$555,231.56	\$526,879.02	\$15,352,447.47	\$0.00	\$0.00	\$5,998,625.40	\$9,353,822.07	\$15,352,447.47

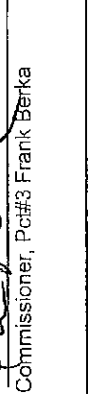
TOTAL INDEBTEDNESS


 County Judge, Todd Tefeller


 County Treasurer, Brandy Vick

Investment Register on back


 Commissioner, Pct#1 Paula Gentry


 Commissioner, Pct#3 Frank Berka


Submitted under the provision of the Local Government Code Section 114.026


 Commissioner, Pct#4 Jay Miller

UPSHUR COUNTY INVESTMENT ACTIVITY

MAY 2020

ACCOUNT	AMOUNT	TRANSFERRED OUT	TRANSFERRED IN	EARNED INTEREST
TexPool Operating	\$7,664,862.81			\$1,747.40
TexPool Tobacco	\$0.00			\$0.00
TexPool Insurance	\$1,225,226.15			\$280.33
TexPool Perm School	\$99,522.07	\$37.24		\$22.71
TexPool Avail School	\$364,211.04		\$37.24	\$83.08
FNB Avail&Perm	\$1,291,318.60			\$7.99
FNB Holding	\$2,031,843.71			\$171.45
FNB Insurance	\$60,123.30			\$17.24
TOTALS	\$12,737,107.68	\$37.24	\$37.24	\$2,330.20

FILED
 TERRI ROSS
 COUNTY CLERK
 2020 JUL 15 AM 11:09
 UPSHUR COUNTY, TX.
 BY  DEPUTY